

Sashiko Wall Hanging WORKSHOP WITH NANCY OTA

4/11

SUPPLY LIST (five pages)

Designed for quilters with an interest in the Japanese sashiko designs and simple hand embroidery. We will begin by stitching 6" square designs on fabric. I will provide a marked square to begin practice. You may bring six blank 8" squares of fabric to trace and stitch other patterns provided. Or, you may begin a larger design as seen on my web site or the photo provided. You will transfer the sashiko design to your quilt top, discuss and practice several basic sashiko stitches.

Supply fee \$5.00 provides.

Instructions

Seven 6" sashiko patterns

One 8" marked fabric (Kaufmann Essex, cotton/linen blend)

Two darning needles for sashiko

One skein sashiko thread

Experience level: All levels.

Half or one (1) day class

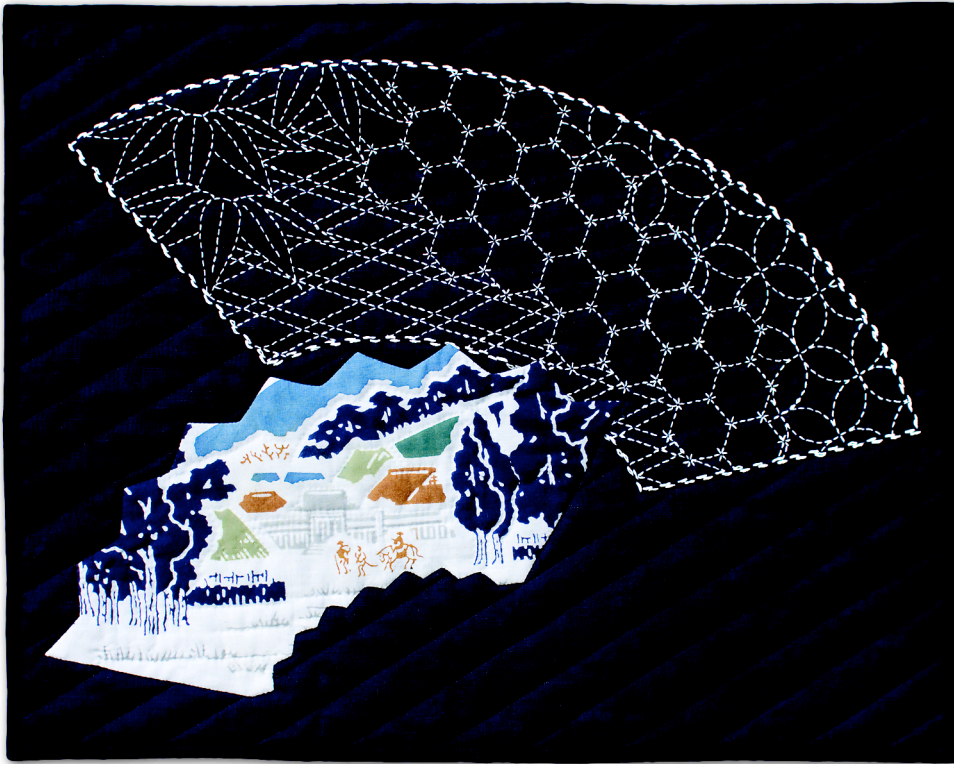
Bring the following:

1. Removable tape or drafting tape.
2. Small scissors
3. 18" ruler
4. Marker of your choice or white charcoal pencil for dark fabrics and pencil sharpener.
5. Ideas and pictures.
6. Material fee for large patterns.
7. A light box.
8. Adjustable ring thimble with plate by Clover is helpful.

Resources: The Classic Quilting of Sashiko , Quilters Resource
Sashiko, Traditional Japanese Quilt Designs, Nihon Vogue Publishing Co.
Sashiko, Blue and White Quilt Art of Japan, K. Mende and Reiko Morishige
Threads Magazine, No. 18, Aug/Sept 1988, p. 22

You may also decide to choose one of the following **or** bring your own project:

A. Kit now available for \$20.00. Finished size 16" x 20". Stitches printed on Essex navy fabric. Thread and pattern included. Or pattern alone \$ 10.00.



B. Bring six 8 - 9" squares of fabric to trace and stitch, patterns are provided. One possible arrangement for the squares that you may stitch, using printed fabric.



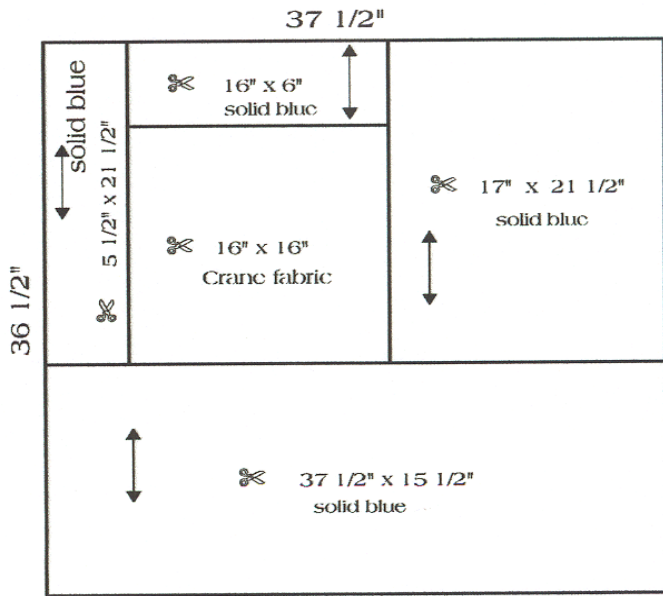

C. *Sashiko In Clouds*, Solid Model: Navy blue fabric of your choice, wash and press. Model shown on web site is Kaufman 1831 10 Essex, navy (cotton/linen) 1 yard Pattern \$10.00




D. *Sashikos In The Wind*, Model is Kaufman 1831 10, Essex, navy (cotton/linen) 1 1/8 yard
3 fat quarters for fans and 1 fat quarter for blossoms. Pattern \$ 10.00



E. *Cranes & Clouds* Pattern: \$ 10.00
 1. 1 1/2 yards P & B, broadcloth, color #78.
 2. Crane fabric: Matsuri by Susan B. Faeder for the Balson Hercules Group, blue color
 prewash fabrics. (Sorry this is no longer available, you may substitute.)
 Cut and assemble pieces as shown using 1/4" seam allowance.
 Please bring to class assembled pieced top ready to draw sashiko designs of your choice.
 This top should measure approximately 36 1/2" wide x 36 1/2" high .



F. *Shochikubai* wall hanging. Pattern \$ 10.00



Piecing instruction. Cut and assemble pieces as shown using 1/4" seam allowance.
 Please bring to class your assembled top ready to draw sashiko designs.
 1 yard solid fabric, 10 1/2" x 13 1/2" print fabric

Cut 6 1/2" x 28 1/2" solid	Cut 10 1/2" x 4" solid	Cut 12 1/2" x 28 1/2" solid
	Cut 10 1/2" x 13 1/2" print fabric	
	Cut 10 1/2" x 12" solid	

Sashiko Vest, front and back. Sashiko pattern, one size only, no garment assembly instructions. \$10.00. 1 yard for vest, 1 yard for lining, 2 skeins sashiko thread.



Nancy Ota/Patterns 2128 Entrada Paraiso, San Clemente, CA 92672-3210
email: nancy@nancyota.com web site: www.nancyota.com

phone: (949) 498-4243